

SPRAY BOOTH SOLUTIONS

INDUSTRIAL

AUTOMOTIVE

MARINE

RAIL

AVIATION

**MADE IN
UNITED KINGDOM**





SPRAY BOOTH SOLUTIONS

CONTENTS

| | |
|--|----|
| Retractable Spray Booths – MASTRE-FLEX | 4 |
| SMART Repair Spray Booths – SMARTRE-FLEX | 6 |
| Mobile Spray Booths – MOBE-X | 8 |
| Dry Filter Spray Booths | 10 |
| Water Wash Spray Booths | 12 |
| Paint Mixing Rooms | 13 |
| Paint Cure | 14 |
| Equipment & Consumables | 15 |

**INNOVATION BEHIND EVERY
PRODUCT WE MANUFACTURE**

SPECIALISTS IN SPRAY BOOTH MANUFACTURE AND SPRAY BOOTH EQUIPMENT SUPPLY

WITH OVER 25 YEARS OF EXPERIENCE, WE ARE ABLE TO PROVIDE YOU WITH A SPRAY BOOTH OR A FINISHING ENVIRONMENT FOR ALL YOUR SPRAY-PAINTING NEEDS.

Our range of commercial spray booths and equipment is suitable for a wide range of industries from automotive and marine to engineering, rail, and aerospace.

Our full range of spray booths includes mobile options, permanent installations, retractable spray booths, paint mixing rooms, indoor and outdoor spray booths, smart repair booths, and much more, as well as related equipment and accessories.

Our broad range of high-quality spray booths ensures we are able to service a variety of industry sectors and meet your individual needs with bespoke solutions.


Masterflo has vast experience from supplying the paint spraying and industrial coatings industries for many years.

We are committed to working closely with our clients for their long-term success, providing them with proven, optimised spray booth setups that protect their business, their staff, and their environment.



RETRACTABLE SPRAY BOOTHS

THE **MASTRE-FLEX** RETRACTABLE SPRAY BOOTH HAS REVOLUTIONISED THE SPRAY BOOTH CONCEPT. THIS IS THE IDEAL SOLUTION FOR PAINTING HEAVY OR HARD-TO-MANAGE ITEMS.



The whole work area is folded away, the item to be sprayed is lifted into position, then the retractable spray booth is pulled around the item and it's ready for painting. There are options of enclosed with bi-fold doors or open-faced with dry filter or water wash booths.

Due to the modular design, MASTRE-FLEX retractable spray booths can be made to accommodate almost any item and fit any location. The spray booth has nylon-reinforced flame-retardant clear sheeting which allows excellent visibility.

These folding retractable spray booths are also the answer to 'occasional use' situations, where they can be folded away, leaving valuable floor space for other work processes.



KEY FEATURES & BENEFITS

- Bespoke built to any size
- Internal and external designs
- Each retractable module is 1950mm and retracts to only 300mm
- Strong steel powder-coated frames, built for the heavy industrial environment
- Durable nylon-reinforced flame-retardant translucent sheeting
- Huge space-saving solution
- Complies with HSE legislation



TOUGH PVC SHEETING IS USED ON THE MODULES. FLAME RETARDANT, REINFORCED & HEAVY DUTY


THE SEAL-N-PEEL, CLEAR FLEXIBLE SEALER THAT PROTECTS YOUR BOOTH FROM OVERSPRAY AND DIRT

SMART REPAIR SPRAY BOOTHS

MASTERFLO ARE THE MARKET LEADERS IN FOLDAWAY RETRACTABLE PAINT BOOTHS, SPRAY PAINT SHELTERS, AND WHEEL BOOTHS. WE ARE THE TRUSTED SUPPLIER TO THE SMART REPAIR INDUSTRY THROUGHOUT THE UK AND EUROPE.

SMARTRE-FLEX is the ideal spray booth solution for SMART repairs, panel and parts painting and priming. It is also an excellent alloy wheel spray booth, ideal for all-wheel refurbishment. SMARTRE-FLEX has a built-in workstation with a mixing bench and storage area. The exhaust fan provides strong airflow and constant fume extraction.

- Standard size: 6.8m long, 4.0m wide, 2.4m high
- LCV size: 8.8m long, 4.0m wide, 3.4m high
- Lighting
- Infrared lamps



EXTERNAL SPRAY BOOTH FOR SMART REPAIR

The market-leading SMART repair spray booth **SMART-X.T.N** is designed to free up your workshop space and increase productivity by carrying out SMART Repairs outside in a controlled environment: It's perfect for Dealerships, Car Supermarkets, PDI Centres, Vehicle Auctions, Vehicle Hire centres and others performing SMART repairs and paint spraying. Inside space in such business are at a premium, so siting this spray booth in an outside yard frees up space and often saves time and cost by having the booth located nearer the cars.



- Galvanised Steel Building 7mtr x 4mtr x 2.5mtr
- Single skin cladding
- Roller shutter
- Personnel door
- Extraction plenum c/w 1.1kW axial fan externally mounted
- Anti condensation roofing
- Fully secure 12 point locking door


MOBILE SPRAY BOOTHS

MASTERFLO HAVE A SOLUTION FOR EVERY PAINT SPRAYING SITUATION WITH AN IN-DEPTH OF KNOWLEDGE OF WHAT IS REQUIRED TO ENSURE YOU ARE MEETING HSE REQUIREMENTS.



The MOBE-X is Masterflo's exclusive mobile spray booth designed for on-site sprayers. This type of spray booth is commonly looked for in industries such as marine, rail, aviation, automotive SMART repair and on-site industrial painters.

CLEAN AIR Active Carbon Filter, robust unit incorporates active carbon filter that eliminates the need for ducting, providing the most mobile solution for your portable spray booth needs. Recycled exhaust air is tested to comply with EH40/2005 WELs.





KEY FEATURES & BENEFITS

- Enabling on-site spray painting to be carried out in confined spaces
- A solution for internal spray painting in Rail Carriages, Aircraft, Ships, Coaches & Busses
- Ensuring a controlled environment for spray painting is essential for achieving high-quality finishes
- Meeting environmental and safety HSE regulations while spraying on-site



DRY FILTER SPRAY BOOTHS

MASTERFLO DRY FILTER SPRAY BOOTHS ARE A LEADING BRAND OF EXTRACTION SOLUTIONS FOR PAINT SPRAYING.



Our dry back spray booths are UK manufactured to a modular design and supplied in kit form for easy assembly and installation. All components and work areas are constructed from strong, durable galvanised sheet materials resulting in high-quality dry filter booths that are both low maintenance and long-lasting. Standard sizes are available from stock or bespoke built systems can be designed and manufactured.



KEY FEATURES & BENEFITS

- Bench Booths – Ideal for spraying small components
- Filter Wall Plenums – For extracting in large, designated painting areas
- Open-Faced Booths – Plenum with a canopy, used when spraying smaller components in a clean environment
- Enclosed Booths – Providing a fully enclosed area with controlled air inlet and extraction, ensuring a perfect finish
- Meeting environmental and safety HSE regulations while spraying on-site



WATER WASH SPRAY BOOTHS

MASTERFLO WATER WASH SPRAY BOOTHS ARE A LEADING BRAND OF EXTRACTION SOLUTIONS FOR PAINT SPRAYING.

Our pump and nozzle-type water wash spray booths are manufactured to a modular design and supplied in kit form for easy assembly and installation. All components and work areas are constructed from strong, durable galvanised sheet materials resulting in quality spray booths that are both low maintenance and long-lasting.



KEY FEATURES & BENEFITS

- Fully-welded, powder-coated and flanged tanks for an extended working life and excellent spray booth extraction
- Large bore spray nozzles to reduce blockages and improve scrubbing action
- Large capacity water pumps allow continuous water flow
- ABS pipework eliminating corrosion
- A full-booth width pre-filter to stop contaminants from reaching the pump and nozzles
- Isolation valves to facilitate maintenance of the pump, spray bar and nozzles without needing to drain the tank



PAINT MIXING ROOMS

OUR MASTER-MIX PAINT MIXING ROOMS ARE
MANUFACTURED IN A WIDE RANGE OF MODULAR SIZES.



Designed and constructed to meet the HSE, COSHH and Fire Regulations. The option to incorporate a bunded base floor to contain spillages and a filtered vapour ventilation fan mounted on the roof.


Our paint mix rooms are a requirement to ensure the safest environment to mix and prepare paints and lacquers before application. Normally sited next to or close to the spray booth. The vapour ventilation fan extracts into the atmosphere, and replacement air enters the room through replacement filters to maintain a clean environment.



PAINT CURE

MASTERFLO OFFERS A COMPLETE RANGE OF IR CURING LAMPS.

This technology offers numerous advantages in terms of speed, energy efficiency, environmental impact, quality, productivity, versatility, and control, making it a preferred choice for many coating applications.



EQUIPMENT & CONSUMABLES

EQUIPMENT & CONSUMABLES



Air Compressors



Spray Gun Cleaning



Spray Guns



Spray Pumps



HVLP Units




Sanding & Polishing



Air Regulators



Hoses & Fittings



Filters

COMPLETE RANGE OF PAINT SHOP PPE

- Air Fed Masks
- Disposable Masks
- Paint Coveralls
- Disposable Gloves



SPRAY BOOTH SOLUTIONS



INDUSTRIAL

AUTOMOTIVE

MARINE

RAIL

AVIATION



INNOVATION BEHIND EVERY
PRODUCT WE MANUFACTURE

MASTERFLO IS PART OF THE



GROUP OF COMPANIES